

## PACKAGING LIST



# TABLE OF CONTENTS

<b>BOX INFO</b>	<b>3</b>
<b>VALVES</b>	<b>4</b>
THREADED BALL VALVE	4
BUTTERFLY VALVE GROOVED END	4
BUTTERFLY VALVE WAFER END	4
OS&Y FLANGED GATE VALVE	5
OS&Y GROOVED GATE VALVE	5
NRS FLANGED GATE VALVE	6
NRS GROOVED GATE VALVE	6
WALL INDICATOR POST	7
VERTICAL INDICATOR POST	7
GROOVED CHECK VALVE	7
FLANGED CHECK VALVE	8
DOUBLE DOOR WAFER CHECK VALVE	8
ADJUSTABLE RELIEF VALVE	8
AIR RELEASE VALVE	9
FLANGED PRESSURE REDUCING VALVE	9
GROOVED PRESSURE REDUCING VALVE	9
WET ALARM VALVE FLANGED WITH TRIM	10
WET ALARM VALVE GROOVED WITH TRIM	10
DRY ALARM VALVE FLANGED WITH TRIM	10
DRY ALARM VALVE GROOVED WITH TRIM	10
FLANGED Y STRAINER	11
GROOVED Y STRAINER	11
PRESSURE GAUGE VALVE	11
VALVE PARTS	12
<b>SWITCHES</b>	<b>15</b>
WATERFLOW SWITCH	15
SUPERVISORY SWITCH FOR OS&Y GATE VALVES	15
SUPERVISORY SWITCH FOR INDICATOR POSTS	15
PRESSURE SWITCH	16
<b>PROFLEX SPRINKLER HOSES</b>	<b>17</b>
FLEXIBLE HOSE SETS	17
CONTAINER INFO	18
FLEXIBLE HOSE PARTS	19
<b>COUPLINGS &amp; FITTINGS</b>	<b>20</b>
FITPRO® FAST RIGID COUPLING	20
ANGLE-PAD RIGID COUPLING	20
GROOVED RIGID COUPLING	21
GROOVED FLEXIBLE COUPLING	21
GROOVED RIGID COUPLING ANGLE-PAD	22
REDUCING COUPLING WITH STEEL RING	22
U-BOLT SPRINKLER TEE THREADED BSPT OUTLET	23
FULL CASTING SPRINKLER TEE THREADED BSPT OUTLET	23
MECHANICAL TEE GROOVED OUTLET	24
MECHANICAL TEE THREADED BSPT OUTLET	25
GROOVED ELBOW 11,25°	26
GROOVED ELBOW 22,50°	26
GROOVED ELBOW 45°	27
GROOVED ELBOW 90°	27
GROOVED REDUCING ELBOW 90°	28
GROOVED DRAIN ELBOW 90°	28
GROOVED EQUAL TEE	29
GROOVED EQUAL CROSS	29
GROOVED CONCENTRIC REDUCER	30
GROOVED ECCENTRIC REDUCER	31
THREADED CONCENTRIC REDUCER	32
GROOVED REDUCING TEE	33
THREADED REDUCING TEE	34
GROOVED END CAP	35
GROOVED END CAP WITH ECCENTRIC HOLE, THREADED BSPT OUTLET	35
GROOVED ADAPTER FLANGE	36
GROOVED SPLIT ADAPTER FLANGE	36
GROOVED THREADED ADAPTER, MALE THREAD BSPT	37
GROOVED THREADED ADAPTER, FEMALE THREAD BSPT	37
<b>ACCESSORIES</b>	<b>38</b>
NBR RUBBER GASKETS	38
LUBRICANT	38
GROOVE METER	39
GLOVES	39
CENTER PUNCH TOOL	39
PRESSURE GAUGE	39
COOL BOX	39
UNION SIGHT GLASS ORIFICE	40

# BOX INFO

## FULL BOX 1/1



**Full box dimensions:** 110 x 80 x 75 cm | **Tare weight box:** 45 kg | **Maximum weight:** 800 kg  
**Cardboard planks are used to make the layers of the mixed boxes**

## CARDBOARD BOXES



# VALVES

## THREADED BALL VALVE



General data			Full pallet		Full outer carton	Full inner box
Reference	DN	Weight/pc kg	Pcs/ pallet	Weight kg	Pcs/ carton	Pcs/ small box
	THB-F ¼*	10	0,15	/	/	112
THB-F ½	15	0,22	3200	710	80	10
THB-F ¾	20	0,34	1920	653	48	12
THB-F 1	25	0,56	1360	762	40	10
THB-F 1¼	32	0,87	640	554	16	8
THB-F 1½	40	1,09	480	523	12	6
THB-F 2	50	1,79	320	571	8	4
THB-F 2½**	65	5,00	/	/	2	2

\*BRASS BODY, YELLOW PVC COATED HANDLE, NOT PROFIT BRANDED, UL/FM APPROVED (NO CE APPROVAL) / \*\* AVAILABLE ON REQUEST ONLY (NO FM APPROVAL).

### Stem extension for ball valve, available from stock (on request):

- THB STEM SMALL 0,10 kg
- THB STEM MEDIUM 0,14 kg
- THB STEM LARGE 0,27 kg

## BUTTERFLY VALVE GROOVED END



General data				Full box		
Reference	mm	DN	Weight/pc kg	Pcs	Weight kg	Box dimensions cm
	GBV2	60,3	50	7,50	40	300
GBV2½	76,1	65	8,00	32	256	110 x 80 x 75
GBV3	88,9	80	8,50	30	255	110 x 80 x 75
GBV4	114,3	100	11,00	26	286	110 x 80 x 75
GBV5	139,7	125	13,60	20	272	110 x 80 x 75
GBV6	168,3	150	18,00	16	288	110 x 80 x 75
GBV8	219,1	200	28,50	10	285	110 x 80 x 75
GBV10	273,1	250	42,00	5	210	110 x 80 x 75
GBV12	323,9	300	53,00	4	212	110 x 80 x 75

Also available with CNPP approval from stock, on request (+ 0,45kg).

## BUTTERFLY VALVE WAFER END



General data				Full box		
Reference	mm	DN	Weight/pc kg	Pcs	Weight kg	Box dimensions cm
	WBV2	60,3	50	7,80	40	312
WBV2½	76,1	65	8,60	32	275	110 x 80 x 75
WBV3	88,9	80	9,20	32	294	110 x 80 x 75
WBV4	114,3	100	10,50	30	315	110 x 80 x 75
WBV5	139,7	125	13,20	26	343	110 x 80 x 75
WBV6	168,3	150	14,90	20	298	110 x 80 x 75
WBV8	219,1	200	27,50	10	275	110 x 80 x 75
WBV10	273,1	250	41,00	5	205	110 x 80 x 75
WBV12	323,9	300	51,00	4	204	110 x 80 x 75

Also available with CNPP approval from stock, on request (+ 0,45kg).

# VALVES

## OS&Y FLANGED GATE VALVE



General data			
Reference	Length in mm / inch	DN	Weight/pc kg
FGOSY2*	178 / 7,0	50	18,00
FGOSY2½*	190 / 7,5	65	21,00
FGOSY3*	203 / 8,0	80	26,00
FGOSY4	229 / 9,0	100	28,00
FGOSY5*	254 / 10,0	125	49,00
FGOSY6	267 / 10,5	150	46,50
FGOSY8	292 / 11,5	200	80,00
FGOSY10	330 / 13,0	250	120,00
FGOSY12	356 / 14,0	300	170,00

Full box		
Pcs	Weight kg	Box dimensions cm
25	450	102 x 102 x 57
25	525	106 x 106 x 59
16	416	110 x 110 x 64
16	448	108 x 108 x 71
9	441	100 x 100 x 90
9	419	98 x 97 x 89
6	480	112 x 78 x 106
2	240	116 x 84 x 57
2	340	136 x 86 x 62

\* ONLY AVAILABLE IN CONTAINER

## OS&Y GROOVED GATE VALVE ONLY AVAILABLE IN CONTAINER



General data			
Reference	Length in mm / inch	DN	Weight/pc kg
GGOSY2	178 / 7,0	50	13,00
GGOSY2½	190 / 7,5	65	19,30
GGOSY3	203 / 8,0	80	22,00
GGOSY4	229 / 9,0	100	28,00
GGOSY5	254 / 10,0	125	41,20
GGOSY6	267 / 10,5	150	46,50
GGOSY8	292 / 11,5	200	80,00
GGOSY10	330 / 13,0	250	120,00
GGOSY12	356 / 14,0	300	170,00

Full box		
Pcs	Weight kg	Box dimensions cm
25	325	104 x 104 x 59
25	483	104 x 104 x 59
16	352	108 x 108 x 67
16	448	110 x 110 x 67
9	371	100 x 100 x 84
9	419	100 x 100 x 90
6	480	112 x 78 x 110
2	240	126 x 84 x 57
2	340	144 x 86 x 61

# VALVES

## NRS FLANGED GATE VALVE



General data				Full box		
Reference	Length in mm / inch	DN	Weight/pc kg	Pcs	Weight kg	Box dimensions cm
<b>FNRSL2-IP*</b>	178 / 7	50	13,00	9	117	99 x 99 x 53
<b>FNRSL2½-IP*</b>	191 / 7,5	65	16,00	9	144	99 x 99 x 55
<b>FNRSL3-IP*</b>	203 / 8	80	22,00	9	198	99 x 99 x 59
<b>FNRSL4-IP</b>	229 / 9	100	28,00	9	252	99 x 99 x 63
<b>FNRSL5-IP*</b>	254 / 10	125	38,00	9	342	99 x 99 x 69
<b>FNRSL6-IP</b>	267 / 10,5	150	45,00	9	405	99 x 99 x 77
<b>FNRSL8-IP</b>	292 / 11,5	200	66,00	6	396	100 x 76 x 89
<b>FNRSL10-IP*</b>	330 / 13	250	103,00	3	309	106 x 95 x 53
<b>FNRSL12-IP*</b>	356 / 14	300	140,00	2	280	114 x 80 x 61

\* ONLY AVAILABLE IN CONTAINER

## NRS GROOVED GATE VALVE ONLY AVAILABLE IN CONTAINER



General data				Full box		
Reference	Length in mm / inch	DN	Weight/pc kg	Pcs	Weight kg	Box dimensions cm
<b>GNRSL2-IP</b>	178 / 7	50	10,00	9	90	99 x 99 x 53
<b>GNRSL2½-IP</b>	191 / 7,5	65	11,00	9	99	99 x 99 x 55
<b>GNRSL3-IP</b>	203 / 8	80	16,00	9	144	99 x 99 x 59
<b>GNRSL4-IP</b>	229 / 9	100	23,00	9	207	99 x 99 x 63
<b>GNRSL5-IP</b>	254 / 10	125	32,00	9	288	99 x 99 x 69
<b>GNRSL6-IP</b>	267 / 10,5	150	40,00	9	360	99 x 99 x 77
<b>GNRSL8-IP</b>	292 / 11,5	200	55,00	6	330	100 x 76 x 89
<b>GNRSL10-IP</b>	330 / 13	250	103,00	3	309	106 x 95 x 53
<b>GNRSL12-IP</b>	356 / 14	300	123,00	2	246	114 x 80 x 61

# VALVES

## WALL INDICATOR POST



General data	
Reference	Weight/pc kg
WINPO	26,60

Full box		
Pcs	Weight kg	Box dimensions cm
6	160	112 x 82 x 67



## VERTICAL INDICATOR POST ONLY AVAILABLE IN CONTAINER



General data					
Reference	Min		Max		Weight/pc kg
	inch	mm	inch	mm	
VINPO - A	18,25	464	39,5	1003	61,00
VINPO - B	36	914	60,5	1537	74,00
VINPO - C	57	1448	81,5	2070	80,00
VINPO - D	78	1981	102,5	2604	89,00
VINPO - E	99	2515	123,5	3137	99,00
VINPO - F	120	3048	144,5	3670	109,00
VINPO - G	148,5	3772	168	4267	119,00

Full box		
Pcs	Weight kg	Box dimensions cm
6	366	159 x 94 x 60
6	444	204 x 94 x 60
6	480	254 x 94 x 60
6	534	304 x 94 x 60
6	594	364 x 94 x 60
6	654	414 x 94 x 60
6	714	489 x 94 x 60

## GROOVED CHECK VALVE



General data			
Reference	Length in mm / inch	DN	Weight/pc kg
GCV2	190 / 7,5	50	2,70
GCV2½	203 / 8,0	65	3,90
GCV3	213 / 8,38	80	4,80
GCV4	245 / 9,65	100	9,30
GCV5	267 / 10,5	125	14,50
GCV6	292 / 11,5	150	19,50
GCV8	356 / 14,0	200	34,50
GCV10	432 / 17,0	200	65,00
GCV12	495 / 19,5	200	94,00

Full box		
Pcs	Weight kg	Box dimensions cm
140	378	110 x 80 x 75
110	429	110 x 80 x 75
93	446	110 x 80 x 75
46	428	110 x 80 x 75
30	435	110 x 80 x 75
30	585	110 x 80 x 75
12	414	110 x 80 x 75
5	325	110 x 80 x 75
4	376	110 x 80 x 75

# VALVES

## FLANGED CHECK VALVE



General data			
Reference	Length in mm / inch	DN	Weight/pc kg
FCV2*	203 / 8,0	50	10,50
FCV2½*	254 / 10,0	65	13,00
FCV3	279 / 11,0	80	24,00
FCV4	330 / 13,0	100	30,00
FCV5*	356 / 14,0	125	39,00
FCV6	406 / 16,0	150	62,50
FCV8	495 / 19,5	200	103,00
FCV10	559 / 22,0	250	154,00
FCV12	660 / 26,0	300	241,00

Full box		
Pcs	Weight kg	Box dimensions cm
36	378	80 x 110 x 75
30	390	80 x 110 x 75
16	384	80 x 110 x 80
15	450	100 x 120 x 80
6	234	80 x 110 x 75
5	313	80 x 110 x 80
4	412	80 x 110 x 80
2	308	80 x 110 x 80
1	241	80 x 110 x 80

\* ONLY AVAILABLE IN CONTAINER

## DOUBLE DOOR WAFER CHECK VALVE



General data			
Reference	Length in mm	DN	Weight/pc kg
WCV-16-4	64	100	4,00
WCV-16-6	76	150	7,25
WCV-16-8	95	200	13,00
WCV-16-10	108	250	20,00
WCV-16-12	143	300	31,00

Full box		
Pcs	Weight kg	Box dimensions cm
105	420	110 x 80 x 75
72	522	110 x 80 x 75
34	442	110 x 80 x 75
20	400	110 x 80 x 75
11	341	110 x 80 x 75

## ADJUSTABLE RELIEF VALVE



General data		
Reference	DN	Weight/pc kg
ARVT½	15	0,23

Full box		
Pcs	Weight kg	Box dimensions cm
1000	230	110 x 80 x 75



# VALVES

## AIR RELEASE VALVE




General data		
Reference	DN	Weight/pc kg
ARV $\frac{1}{2}$ *	15	2,55
ARV $\frac{3}{4}$ *	20	2,55
ARV1	25	2,55

Full box		
Pcs	Weight kg	Box dimensions cm
250	638	110 x 110 x 72
250	638	110 x 110 x 72
166	423	110 x 80 x 75

\* ONLY AVAILABLE IN CONTAINER



## FLANGED PRESSURE REDUCING VALVE ONLY AVAILABLE IN CONTAINER



General data			
Reference	Length in mm / inch	DN	Weight/pc kg
FPRV2	/	50	14,00
FPRV2 $\frac{1}{2}$	/	65	19,50
FPRV3	/	80	29,00
FPRV4	/	100	37,00
FPRV5	/	125	40,00
FPRV6	/	150	62,00
FPRV8	/	200	94,00
FPRV10	/	250	137,00

Full box		
Pcs	Weight kg	Box dimensions cm
4	56	109 x 79 x 57
4	78	109 x 79 x 57
4	116	124 x 79 x 57
4	148	124 x 82 x 59
4	160	100 x 94 x 57
2	124	100 x 94 x 57
2	188	104 x 59 x 74
2	274	79 x 64 x 82



## GROOVED PRESSURE REDUCING VALVE ONLY AVAILABLE IN CONTAINER



General data			
Reference	Length in mm / inch	DN	Weight/pc kg
GPRV2	/	50	10,00
GPRV2 $\frac{1}{2}$	/	65	16,00
GPRV3	/	80	22,00
GPRV4	/	100	28,00
GPRV5	/	125	/
GPRV6	/	150	51,00
GPRV8	/	200	74,00
GPRV10	/	250	116,00

Full box		
Pcs	Weight kg	Box dimensions cm
4	40	109 x 79 x 57
4	64	109 x 79 x 57
4	88	124 x 79 x 57
4	112	124 x 82 x 59
4	/	100 x 94 x 57
2	102	100 x 94 x 57
2	148	104 x 59 x 74
2	232	79 x 64 x 82

# VALVES

## WET ALARM VALVE FLANGED WITH TRIM



General data			
Reference	mm	DN	Weight/pc kg
FACV3	88,9	80	34
FACV4	270	100	40
FACV6	340	150	63
FACV8	432	200	93

Full box		
Pcs	Weight kg	Box dimensions cm
4	136	109 x 74 x 82
4	160	118 x 82 x 83
2	126	124 x 89 x 93
2	186	124 x 78 x 61

## WET ALARM VALVE GROOVED WITH TRIM



General data			
Reference	mm	DN	Weight/pc kg
GACV3	88,9	80	24
GACV4	270	100	30
GACV6	340	150	50
GACV8	432	200	76

Full box		
Pcs	Weight kg	Box dimensions cm
4	96	150 x 109 x 57
4	120	150 x 109 x 59
2	100	119 x 84 x 63
2	152	119 x 84 x 63

## DRY ALARM VALVE FLANGED WITH TRIM ONLY AVAILABLE IN CONTAINER



General data			
Reference	mm	DN	Weight/pc kg
DFACV3	88,9	80	37
DFACV4	114,3	100	53
DFACV6	168,3	150	76
DFACV8	219,1	200	88

Full box		
Pcs	Weight kg	Box dimensions cm
4	148	139 x 99 x 52
4	212	104 x 104 x 64
4	304	124 x 114 x 73
2	176	139 x 64 x 67

## DRY ALARM VALVE GROOVED WITH TRIM



General data			
Reference	mm	DN	Weight/pc kg
DGACV3	88,9	80	30,8
DGACV4	114,3	100	37
DGACV6	168,3	150	60,5
DGACV8	219,1	200	74

Full box		
Pcs	Weight kg	Box dimensions cm
4	123	124 x 124 x 74
4	148	124 x 124 x 74
4	242	124 x 124 x 74
2	148	139 x 64 x 68

# VALVES



## FLANGED Y-STRAINER



General data			
Reference	Length in mm / inch	DN	Weight/pc kg
FYST2	230 /	50	8,43
FYST2½	290 /	65	12,58
FYST3	310 /	80	17,54
FYST4	350 /	100	27,60
FYST5	400 /	125	32,77
FYST6	480 /	150	41,88
FYST8	550 /	200	72,40

Full box		
Pcs	Weight kg	Box dimensions cm
40	337	110 x 80 x 75
32	403	110 x 80 x 75
30	526	110 x 80 x 75
16	442	110 x 80 x 75
8	262	110 x 80 x 75
6	251	110 x 80 x 75
4	290	110 x 80 x 75



## GROOVED Y-STRAINER



General data			
Reference	Length in mm / inch	DN	Weight/pc kg
GYST2	230 /	50	4,88
GYST2½	290 /	65	7,53
GYST3	310 /	80	10,32
GYST4	350 /	100	17,60
GYST5	400 /	125	21,52
GYST6	480 /	150	28,17
GYST8	550 /	200	50,90

Full box		
Pcs	Weight kg	Box dimensions cm
40	195	110 x 80 x 75
40	301	110 x 80 x 75
30	310	110 x 80 x 75
20	352	110 x 80 x 75
8	172	110 x 80 x 75
8	225	110 x 80 x 75
4	204	110 x 80 x 75

## PRESSURE GAUGE VALVE



General data			
Reference	Thread		Weight/pc kg
	Connection	Size	
PGV14-FF*	female - female	1/4"BSP	0,11
PGV38-FF*	female - female	3/8"BSP	0,10
PGV12-FF*	female - female	1/2"BSP	0,15
PGV14-MF*	male - female	1/4"BSP	0,11
PGV38-MF*	male - female	3/8"BSP	0,13
PGV12-MF	male - female	1/2"BSP	0,15

Full box		
Pcs	Weight kg	Box dimensions cm
5	0,53	/
5	0,52	/
5	0,75	/
5	0,55	/
5	0,67	/
5	0,73	/

\* AVAILABLE ON REQUEST

# VALVE PARTS

## MOTOR GONG FOR ALARM VALVES



General data		Full box		
Reference	Weight/pc kg	Pcs	Weight kg	Box dimensions cm
WMG	3,02	32	97	110 x 80 x 75

## AIR PRESSURE MAINTENANCE DEVICE



General data		Full box		
Reference	Weight/pc kg	Pcs	Weight kg	Box dimensions cm
APMD	2,48	70	174	110 x 80 x 75

## DRY ACCELERATOR



General data		Full box		
Reference	Weight/pc kg	Pcs	Weight kg	Box dimensions cm
DA	1,36	/	/	/

## DRY ACCELERATOR WITH TRIM



General data		Full box		
Reference	Weight/pc kg	Pcs	Weight kg	Box dimensions cm
DA/TRIM	2,08	/	/	/

## CHECK VALVE FOR ACCELERATORS



Reference	General data		
	Packaging	Weight/pc kg	Bag dimensions
DCV-DA-1/8	Plastic bag	/	36 x 36 cm

# VALVE PARTS

## DIAPHRAGM FOR DRY ALARM VALVES



Reference	General data		
	Packaging	Weight/pc kg	Bag dimensions
DIAP-DV-3/4	Plastic bag	/	36 x 36 cm
DIAP-DV-1/2		/	

## BRASS CHECK VALVE FOR DRY ALARM VALVES




Reference	General data		
	Packaging	Weight/pc kg	Bag dimensions
DCV-DV-1/2	Plastic bag	/	36 x 36 cm

## BRASS Y-STRAINER FOR DRY ALARM VALVES



Reference	General data		
	Packaging	Weight/pc kg	Bag dimensions
DYST-1/2	Plastic bag	/	36 x 36 cm

## AUTOMATIC DRIP CHECK VALVE



Reference	General data		
	Packaging	Weight/pc kg	Bag dimensions
ADCV-1/2	Plastic bag	/	36 x 36 cm

## SPARE PART • THREADED CHECK VALVE 1/2"-BRASS



Reference	General data		
	Packaging	Weight/pc kg	Bag dimensions
DCV-1/2	/	0,16	/

# VALVES

## MAINTENANCE SET FOR FLANGED CHECK VALVES TYPE FCV



Reference	General data		
	Packaging	Weight/pc kg	Bag dimensions
MS - FCV3	Plastic bag	0,13	36 x 36 cm
MS - FCV4		0,15	
MS - FCV5		0,20	
MS - FCV6		0,24	
MS - FCV8		0,38	
MS - FCV10		0,52	
MS - FCV12		0,84	

## MAINTENANCE SET FOR DRY ALARM CHECK VALVES TYPE DFACV & DGACV



Reference	General data		
	Packaging	Weight/pc kg	Bag dimensions
MS-DV3	Plastic bag	/	36 x 36 cm
MS-DV4		/	
MS-DV6		/	
MS-DV8		/	


## MAINTENANCE SET FOR WET ALARM CHECK VALVES TYPE FACV & GACV



Reference	General data		
	Packaging	Weight/pc kg	Bag dimensions
MS - WV3	Plastic bag	0,07	36 x 36 cm
MS - WV4		0,12	
MS - WV6		0,22	
MS - WV8		0,35	

# SWITCHES

## WATERFLOW SWITCH • U-BOLT



General data		
Reference	Size DN	Weight/pc kg
WFS2	50	1,42
WFS21/2	65	1,50
WFS3	80	1,60
WFS4	100	2,00
WFS5	125	2,40
WFS6	150	2,70
WFS8	200	2,90

Full box		
Pcs	Weight kg	Dimensions cm
60	85	110 x 80 x 75
60	90	110 x 80 x 75
60	96	110 x 80 x 75
60	120	110 x 80 x 75
20	48	110 x 80 x 75
20	54	110 x 80 x 75
20	58	110 x 80 x 75

## WATERFLOW SWITCH • THREADED




General data	
Reference	Weight/pc kg
WFST	1,26

Full box		
Pcs	Weight kg	Dimensions cm
60	76	110 x 80 x 75

Suitable for 1", 1¼", 1½" and 2".

## SUPERVISORY SWITCH FOR OS&Y GATE VALVES



General data	
Reference	Weight/pc kg
SWOSY/2	0,60

Full box		
Pcs	Weight kg	Dimensions cm
140	119	110 x 80 x 75

## SUPERVISORY SWITCH FOR INDICATOR POSTS



General data	
Reference	Weight/pc kg
SWIP/1	0,60

Full box		
Pcs	Weight kg	Dimensions cm
140	84	110 x 80 x 75

# SWITCHES

## PRESSURE SWITCH FOR DRY & WET ALARM VALVES



General data			
Reference	Pressure range		Weight/pc kg
	bar	psi	
PRS10/2	0,27 - 1,38	4 - 20	0,51
PRS40/1	0,68 - 6,80	10 - 100	0,38
PRS120/1	0,68 - 13,80	10 - 200	0,38

Full box		
Pcs	Weight kg	Dimensions cm
200	102	110 x 80 x 75
200	76	110 x 80 x 75
200	76	110 x 80 x 75



# PROFLEX SPRINKLER HOSES

## FLEXIBLE HOSE SETS



PROFLEX SETS ARE SOLD PER SET OF 20 PIECES.

SETS CONTAIN FLEXIBLE HOSES (DIFFERENT SIZES AVAILABLE, NIPPLES, BRACKETS, BARS, BRACKETS AND REDUCERS (2 SIZES OF REDUCERS AVAILABLE)).



General data: set unbraided flexible hoses and components

Reference	Hoses	Hose size mm	Hose internal diameter	Outlet-nipple (sprinkler connection)	Sets/box	Box dimensions mm	Weight/box	Sets/pallet	Weight/pallet	Pallet dimensions mm
PFUH700M34BSPT12SET	Unbraided	700	26mm	1/2"	20	730 x 205 x 195	18,5kg	500	515kg	750 x 1130 x 1140
PFUH700M34BSPT34SET*	Unbraided	700	26mm	3/4"	20	730 x 205 x 195	18,5kg	500	515kg	750 x 1130 x 1140
PFUH1000M34BSPT12SET	Unbraided	1000	26mm	1/2"	20	1030 x 205 x 195	22,0kg	500	565kg	1060 x 1130 x 1140
PFUH1000M34BSPT34SET*	Unbraided	1000	26mm	3/4"	20	1030 x 205 x 195	22,0kg	500	565kg	1060 x 1130 x 1140
PFUH1200M34BSPT12SET	Unbraided	1200	26mm	1/2"	20	1230 x 205 x 195	24,5kg	500	681kg	1260 x 1130 x 1140
PFUH1200M34BSPT34SET*	Unbraided	1200	26mm	3/4"	20	1230 x 205 x 195	24,5kg	500	681kg	1260 x 1130 x 1140
PFUH1500M34BSPT12SET	Unbraided	1500	26mm	1/2"	20	1530 x 205 x 195	28,5kg	500	730kg	1560 x 1130 x 1140
PFUH1500M34BSPT34SET*	Unbraided	1500	26mm	3/4"	20	1530 x 205 x 195	28,5kg	500	730kg	1560 x 1130 x 1140
PFUH1800M34BSPT12SET	Unbraided	1800	26mm	1/2"	20	1830 x 205 x 195	32,5kg	500	780kg	1860 x 1130 x 1140
PFUH1800M34BSPT34SET*	Unbraided	1800	26mm	3/4"	20	1830 x 205 x 195	32,5kg	500	780kg	1860 x 1130 x 1140

\* ONLY AVAILABLE IN CONTAINER



General data: set braided flexible hoses and components

Reference	Hoses	Hose size mm	Hose internal diameter	Outlet-nipple (sprinkler connection)	Sets/box	Box dimensions mm	Weight/box	Sets/pallet	Weight/pallet	Pallet dimensions mm
PFBH700M34BSPT12SET	Braided	700	26mm	1/2"	20	730 x 205 x 195	19,5kg	500	545kg	750 x 1130 x 1140
PFBH700M34BSPT34SET*	Braided	700	26mm	3/4"	20	730 x 205 x 195	19,5kg	500	545kg	750 x 1130 x 1140
PFBH1000M34BSPT12SET	Braided	1000	26mm	1/2"	20	1030 x 205 x 195	23,5kg	500	605kg	1060 x 1130 x 1140
PFBH1000M34BSPT34SET*	Braided	1000	26mm	3/4"	20	1030 x 205 x 195	23,5kg	500	605kg	1060 x 1130 x 1140
PFBH1200M34BSPT12SET	Braided	1200	26mm	1/2"	20	1230 x 205 x 195	26,5kg	500	720kg	1260 x 1130 x 1140
PFBH1200M34BSPT34SET*	Braided	1200	26mm	3/4"	20	1230 x 205 x 195	26,5kg	500	720kg	1260 x 1130 x 1140
PFBH1500M34BSPT12SET	Braided	1500	26mm	1/2"	20	1530 x 205 x 195	30,5kg	500	786kg	1560 x 1130 x 1140
PFBH1500M34BSPT34SET*	Braided	1500	26mm	3/4"	20	1530 x 205 x 195	30,5kg	500	786kg	1560 x 1130 x 1140
PFBH1800M34BSPT12SET	Braided	1800	26mm	1/2"	20	1830 x 205 x 195	34,5kg	500	810kg	1860 x 1130 x 1140
PFBH1800M34BSPT34SET*	Braided	1800	26mm	3/4"	20	1830 x 205 x 195	34,5kg	500	810kg	1860 x 1130 x 1140

\* ONLY AVAILABLE IN CONTAINER

# PROFLEX SPRINKLER HOSES


## CONTAINER INFO

Reference	20FT container			40FT container		
	QTY sets	QTY pallet	G.W. kg	QTY sets	QTY pallet	G.W. kg
Proflex set • Unbraided • 700mm	14.000	28	17.080	16.000	32	19.520
Proflex set • Unbraided • 1000mm	10.000	20	12.820	15.500	31	19.871
Proflex set • Unbraided • 1200mm	8.000	16	10.880	14.500	29	19.720
Proflex set • Unbraided • 1500mm	7.000	14	10.150	13.500	27	19.575
Proflex set • Unbraided • 1800mm	6.000	12	9.240	13.000	26	20.020
Proflex set • Braided • 700mm	14.000	28	18.200	15.000	30	19.500
Proflex set • Braided • 1000mm	10.000	20	14.040	14.000	28	19.656
Proflex set • Braided • 1200mm	8.000	16	11.968	13.000	26	19.448
Proflex set • Braided • 1500mm	7.000	14	11.060	12.500	25	19.750
Proflex set • Braided • 1800mm	6.000	12	9.960	12.000	24	19.920

**1 PALLET = 500 HOSE SETS**  
**MAX 20.000KG TOTAL CARGO WEIGHT**

# PROFLEX SPRINKLER HOSES

## PROFLEX FLEXIBLE HOSE PARTS

Image	General data components					
	Description	Reference	Pcs/box	Weight/pcs	Weight/box	Box dimensions mm
	Proflex bar 700mm	PF700BP	20	0,312kg	6,25kg	70 x 90 x 725
	EPDM gaskets	GASKETM34	20	0,001kg	0,002kg	/
	Proflex standard nipple M34 BSPT	PF-NPL-STM34BSPTP	80	0,127kg	10,19kg	210 x 340 x 210
	Proflex standard bracket	PF-STBP	200	0,086kg	17,25kg	210 x 340 x 210
	Proflex standard reducer 110 M34 NPT 1/2	PF-STR-NPT-1/2M34P	80	0,249kg	19,91kg	230 x 340 x 210
	Proflex standard reducer 110 M34 NPT 3/4	PF-STR-NPT-3/4M34P	80	0,234kg	18,72kg	243 x 370 x 200
	Proflex standard reducer 155 M34 NPT 1/2	PF-STR-NPT-1/2 M34P155	60	0,362kg	21,74kg	340 x 210 x 170
	Proflex standard reducer 155 M34 NPT 3/4	PF-STR-NPT-3/4 M34P155	60	0,36kg	21,60kg	340 x 210 x 170
	Proflex elbow reducer 110 M34 NPT 1/2	PF-ELR-110	60	0,402kg	24,12kg	340 x 310 x 130
	Proflex elbow reducer 110 M34 NPT 3/4	PF-ELR-110-3/4	20	0,402kg	8,04kg	350 x 180 x 120
	Proflex elbow reducer 155 M34 NPT 1/2	PF-ELR-155	42	0,507kg	21,29kg	340 x 310 x 130
	Proflex elbow reducer 155 M34 NPT 3/4	PF-ELR-155-3/4	20	0,507kg	10,14kg	350 x 210 x 120
	Proflex short side clamp 62mm	PF-STC-SP	200	0,065kg	13,10kg	230 x 340 x 210
	Proflex long side clamp 105mm	PF-STC-LP	200	0,039kg	7,80kg	243 x 370 x 200
	Proflex elbow bracket reducer	PF-EBR	40	0,350kg	14,00kg	340 x 310 x 150
	Proflex metal stud side bracket 38mm	PF-Metal Stud 38mm	500	0,021kg	10,50kg	340 x 310 x 150
	Proflex metal stud side bracket 53mm	PF-Metal Stud 53mm	400	0,026kg	10,40kg	340 x 310 x 150
	Proflex woodbeam side bracket	PF-SBWB	200	0,032kg	6,40kg	340 x 310 x 150
	Proflex panel fit reducer M34 NPT 1/2	PF-PFR	10	1,086kg	10,86kg	310 x 90 x 140
	Proflex panel fit reducer M34 NPT 3/4	PF-PFR-3/4	10	1,100kg	11,00kg	310 x 90 x 140

# GROOVED PRODUCTS

## FITPRO® GROOVED RIGID COUPLING



Image	Reference		General data		Full box		Half box		Quarter box	
	Red	Galva	Size mm	Weight/pc kg	Pcs	Weight kg	Pcs	Weight kg	Pcs	Weight kg
	FitproR1¼	FitproG1¼	42,4	0,62	1040	644,8	520	322,4	260	161,2
	FitproR1½	FitproG1½	48,3	0,65	960	624,0	480	312,0	240	156,0
	FitproR2	FitproG2	60,3	0,78	720	561,6	360	280,8	180	140,4
	FitproR2½	FitproG2½	76,1	0,92	648	596,2	300	276,0	144	132,5
	FitproR3	FitproG3	88,9	1,04	552	574,1	264	274,6	132	137,3
	FitproR4	FitproG4	114,3	1,65	330	544,5	154	254,1	66	108,9

The user of this product is made aware that the product is not destined, and therefore not to be sold or installed in the following countries: Belgium, France, Germany, Italy and the United Kingdom. Piping Logistics can't held liable for possible breaches on IP rights in those countries and the potential claims on damage or loss in this respect.

## ANGLE PAD RIGID COUPLING



Image	Reference			General data		Full box		Cardboard box
	Red	Galva	Galva + Red	Size mm	Weight/pc kg	Pcs	Weight kg	Pcs/box
	GKAR1	GKAG1	GKAGR1	33,7	0,55	1200	660	50
	GKAR1¼	GKAG1¼	GKAGR1¼	42,4	0,61	1200	732	
	GKAR1½	GKAG1½	GKAGR1½	48,3	0,64	1200	768	
	GKAR2	GKAG2	GKAGR2	60,3	0,78	864	674	50
	GKAR73	GKAG73		73,0	0,88	720	662	
	GKAR2½	GKAG2½	GKAGR2½	76,1	0,88	720	634	
	GKAR3	GKAG3	GKAGR3	88,9	1,02	600	612	
	GKAR4	GKAG4	GKAGR4	114,3	1,37	363	497	
	GKAR5	GKAG5	GKAGR5	139,7	1,88	264	496	
	GKAR141	GKAG141		141,3	2,15	264	507	
	GKAR165	GKAG165		165,1	2,48	198	447	
	GKAR6	GKAG6	GKAGR6	168,3	2,22	198	440	
	GKAR8	GKAG8	GKAGR8	219,1	4,42	90	398	
	GKAR10	GKAG10	GKAGR10	273,0	8,00	54	432	
	GKAR12	GKAG12	GKAGR12	323,9	11,05	36	398	
GKAR14*	GKAG14*		355,6	14,50	30	435		
GKAR16*	GKAG16*		406,4	15,50	20	310		

\* ONLY AVAILABLE IN CONTAINER

The following sizes are also available on request, in container: 73mm / 141,3mm / 165,1mm.

# GROOVED PRODUCTS

## GROOVED RIGID COUPLING



Image	Reference			General data		Full box		Cardboard box
	Red	Galva	White	Size mm	Weight/pc kg	Pcs	Weight kg	Pcs/box
	GKSR1	GKSG1	GKSW1	33,7	0,45	1.200	540	50
	GKSR1¼	GKSG1¼	GKSW1¼	42,4	0,50	1.300	702	
	GKSR1½	GKSG1½	GKSW1½	48,3	0,53	1.200	672	
	GKSR2	GKSG2	GKSW2	60,3	0,67	864	613	50
	GKSR2½	GKSG2½	GKSW2½	76,1	0,79	720	569	
	GKSR3	GKSG3	GKSW3	88,9	0,95	600	570	
	GKSR4	GKSG4	GKSW4	114,3	1,42	363	515	
	GKSR5	GKSG5	GKSW5	139,7	1,78	264	470	
	GKSR6	GKSG6	GKSW6	168,3	2,11	198	418	
	GKSR8	GKSG8	GKSW8	219,1	3,90	100	390	
	GKSR10	GKSG10	GKSW10	273,0	6,18	54	334	
	GKSR12	GKSG12*	GKSW12*	323,9	8,56	45	387	

\* ONLY AVAILABLE IN CONTAINER

The following sizes are also available on request, in container: 73mm / 141,3mm / 165,1mm / 216mm / 318mm.

## GROOVED FLEXIBLE COUPLING



Image	Reference		General data		Full box		Cardboard box
	Red	Galva	Size mm	Weight/pc kg	Pcs	Weight kg	Pcs/box
	GKFR1	GKFG1	33,7	0,44	1.200	528	50
	GKFR1¼	GKFG1¼	42,4	0,50	1.300	650	
	GKFR1½	GKFG1½	48,3	0,54	1.200	648	
	GKFR2	GKFG2	60,3	0,68	864	588	50
	GKFR2½	GKFG2½	76,1	0,79	720	569	
	GKFR3	GKFG3	88,9	0,96	600	576	
	GKFR4	GKFG4	114,3	1,39	363	505	
	GKFR5	GKFG5	139,7	1,92	264	507	
	GKFR6	GKFG6	168,3	2,12	198	420	
	GKFR8	GKFG8	219,1	3,82	100	382	
	GKFR10	GKFG10	273,0	6,52	54	352	
	GKFR12	GKFG12*	323,9	8,55	45	385	
	GKFR14*	GKFG14*	356,0	11,70	32	275	
	GKFR16*	GKFG16*	406,4	15,80	24	379	
	GKFR18*	GKFG18*	457,2	19,00	20	380	
	GKFR20*	GKFG20*	508,0	26,00	14	364	
	GKFR22*	GKFG22*	558,8	29,05	7	204	
	GKFR24*	GKFG24*	609,6	32,50	7	228	

\* ONLY AVAILABLE IN CONTAINER

The following sizes are also available on request, in container: 73mm / 141,3mm / 165,1mm / 216mm / 267mm / 318mm / 480mm.

# GROOVED PRODUCTS



## GROOVED RIGID COUPLING ANGLE-PAD ONLY AVAILABLE IN CONTAINER



Image	Reference		General data		Full box	
	Red	Galva	Size mm	Weight/pc kg	Pcs	Weight kg
	GKSHR2	GKSHG2	60,3	0,85	600	510
	GKSHR2½	GKSHG2½	76,1	1,10	420	462
	GKSHR3	GKSHG3	88,9	1,23	330	406
	GKSHR4	GKSHG4	114,3	1,82	200	364
	GKSHR5	GKSHG5	139,7	2,60	120	312
	GKSHR6	GKSHG6	168,3	2,95	100	295
	GKSHR8	GKSHG8	219,1	6,80	60	408

The following sizes are also available on request, in container: 73mm / 141,3mm / 165,1mm.



## REDUCING COUPLING WITH STEEL RING ONLY AVAILABLE IN CONTAINER



Image	Reference		General data		Full box	
	Red	Galva	Size mm	Weight/pc kg	Pcs	Weight kg
	GRKFR1½-1¼	GRKFG1½-1¼	48,3 x 42,4	0,70	1200	840
	GRKFR2-1½	GRKFG2-1½	60,3 x 48,3	0,83	864	717
	GRKFR2½-1¼	GRKFG2½-1¼	76,1 x 42,4	1,23	720	886
	GRKFR2½-1½	GRKFG2½-1½	76,1 x 48,3	1,13	720	814
	GRKFR2½-2	GRKFG2½-2	76,1 x 60,3	0,98	720	706
	GRKFR3-1	GRKFG3-1	88,9 x 33,7	1,65	480	792
	GRKFR3-1¼	GRKFG3-1¼	88,9 x 42,4	1,55	480	744
	GRKFR3-1½	GRKFG3-1½	88,9 x 48,3	1,60	480	768
	GRKFR3-2	GRKFG3-2	88,9 x 60,3	1,40	480	672
	GRKFR3-2½	GRKFG3-2½	88,9 x 76,1	1,38	516	712
	GRKFR4-2	GRKFG4-2	114,3 x 60,3	2,45	360	882
	GRKFR4-2½	GRKFG4-2½	114,3 x 76,1	2,45	264	647
	GRKFR4-3	GRKFG4-3	114,3 x 88,9	2,10	115	242
	GRKFR6-3	GRKFG6-3	168,3 x 88,9	4,58	42	192
	GRKFR6-4	GRKFG6-4	168,3 x 114,3	4,20	42	176
	GRKFR8-4	GRKFG8-4	219,1 x 114,3	8,40	60	504
GRKFR8-6	GRKFG8-6	219,1 x 168,3	7,10	60	426	

The following sizes are also available on request, in container: 73mm / 141,3mm / 165,1mm.

# GROOVED PRODUCTS

## U-BOLT SPRINKLER TEE THREADED BSPT OUTLET



Image	Reference		General data		Full box		Cardboard box
	Red	Galva	Size mm	Weight/pc kg	Pcs	Weight kg	Pcs/box
	GSTR1-1/2	GST1-1/2	33,7 x 21,3	0,18	2400	432	90
	GSTR1-3/4*	GST1-3/4*	33,7 x 26,9	0,24	2400	576	90
	GSTR11/4-1/2	GST11/4-1/2	42,4 x 21,3	0,41	1200	492	50
	GSTR11/4-3/4	GST11/4-3/4	42,4 x 26,9	0,43	1200	516	50
	GSTR11/4-1	GST11/4-1	42,4 x 33,7	0,43	1080	464	45
	GSTR11/2-1/2	GST11/2-1/2	48,3 x 21,3	0,41	1320	541	55
	GSTR11/2-3/4	GST11/2-3/4	48,3 x 26,9	0,42	1320	554	55
	GSTR11/2-1	GST11/2-1	48,3 x 33,7	0,45	1200	540	50
	GSTR2-1/2	GST2-1/2	60,3 x 21,3	0,42	1320	554	55
	GSTR2-3/4	GST2-3/4	60,3 x 26,9	0,44	1200	528	50
	GSTR2-1	GST2-1	60,3 x 33,7	0,44	1200	528	50
	GSTR21/2-1/2*	GST21/2-1/2*	76,1 x 21,3	0,58	1008	557	42
	GSTR21/2-3/4*	GST21/2-3/4*	76,1 x 26,9	0,58	1008	557	42
GSTR21/2-1*	GST21/2-1*	76,1 x 33,7	0,60	1008	605	42	
GSTR3-1*	GST3-1*	88,9 x 33,7	0,60	768	461	32	

\* ONLY AVAILABLE IN CONTAINER

The following sizes are also available on request, in container: 73mm.

## FULL CASTING SPRINKLER TEE THREADED BSPT OUTLET



Image	Reference		General data		Full box		Cardboard box
	Red	Galva	Size mm	Weight/pc kg	Pcs	Weight kg	Pcs/box
	GSTFCR1-1/2*	GSTFCG1-1/2*	33,7 - 21,3	0,28	2400	672	100
	GSTFCR11/4-1/2	GSTFCG11/4-1/2	42,4 - 21,3	0,42	1200	504	50
	GSTFCR11/4-3/4	GSTFCG11/4-3/4	42,4 - 26,9	0,46	1200	552	50
	GSTFCR11/4-1	GSTFCG11/4-1	42,4 - 33,7	0,50	1080	540	45
	GSTFCR11/2-1/2	GSTFCG11/2-1/2	48,3 - 21,3	0,44	1080	475	45
	GSTFCR11/2-3/4	GSTFCG11/2-3/4	48,3 - 26,9	0,44	1080	475	45
	GSTFCR11/2-1	GSTFCG11/2-1	48,3 - 33,7	0,52	1080	562	40
	GSTFCR2-1/2	GSTFCG2-1/2	60,3 - 21,3	0,64	768	492	32
	GSTFCR2-3/4	GSTFCG2-3/4	60,3 - 26,9	0,68	768	522	32
	GSTFCR2-1	GSTFCG2-1	60,3 - 33,7	0,72	720	518	30
	GSTFCR21/2-1/2	GSTFCG21/2-1/2	76,1 - 21,3	0,76	576	438	24
	GSTFCR21/2-3/4	GSTFCG21/2-3/4	76,1 - 26,9	0,79	576	455	24
	GSTFCR21/2-1	GSTFCG21/2-1	76,1 - 33,7	0,88	528	465	22

\* ONLY AVAILABLE IN CONTAINER

The following sizes are also available on request, in container: 73mm.

# GROOVED PRODUCTS

## MECHANICAL TEE GROOVED OUTLET



Image	Reference		General data		Full box	
	Red	Galva	Size mm	Weight/pc kg	Pcs	Weight kg
	GMGR2-1	GMGR2-1	60,3 x 33,7	0,90	772	695
	GMGR2-1¼	GMGG2-1¼	60,3 x 42,4	0,91	772	695
	GMGR2-1½	GMGG2-1½	60,3 x 48,3	0,94	744	707
	GMGR2½-1	GMGG2½-1	76,1 x 33,7	0,98	700	686
	GMGR2½-1¼	GMGG2½-1¼	76,1 x 42,4	1,02	700	735
	GMGR2½-1½	GMGG2½-1½	76,1 x 48,3	1,07	670	717
	GMGR2½-2	GMGR2½-2	76,1 x 60,3	1,18	637	752
	GMGR3-1	GMGG3-1	88,9 x 33,7	1,20	546	655
	GMGR3-1¼	GMGG3-1¼	88,9 x 42,4	1,12	546	620
	GMGR3-1½	GMGG3-1½	88,9 x 48,3	1,14	546	639
	GMGR3-2	GMGG3-2	88,9 x 60,3	1,35	540	729
	GMGR4-1	GMGR4-1	114,3 x 33,7	1,48	468	655
	GMGR4-1¼	GMGG4-¼	114,3 x 42,4	1,37	468	655
	GMGR4-1½	GMGG4-1½	114,3 x 48,3	1,41	416	632
	GMGR4-2	GMGG4-2	114,3 x 60,3	1,53	360	612
	GMGR4-2½	GMGG4-2½	114,3 x 76,1	1,86	336	638
	GMGR4-3	GMGG4-3	114,3 x 88,9	2,04	275	578
	GMGR5-1½*	GMGR5-1½*	139,7 x 48,3	2,00	300	600
	GMGR5-2	GMGG5-2	139,7 x 60,3	1,96	300	660
	GMGR5-2½	GMGG5-2½	139,7 x 76,1	2,44	250	613
GMGR5-3*	GMGR5-3*	139,7 x 88,9	3,24	210	680	
GMGR6-1¼	GMGG6-1¼	168,3 x 42,4	2,51	290	699	
GMGR6-1½	GMGG6-1½	168,3 x 48,3	2,53	264	636	
GMGR6-2	GMGG6-2	168,3 x 60,3	2,54	231	582	
GMGR6-2½	GMGG6-2½	168,3 x 76,1	2,87	200	600	
GMGR6-3	GMGG6-3	168,3 x 88,9	3,00	190	585	
GMGR6-4	GMGG6-4	168,3 x 114,3	3,47	144	504	
GMGR8-2	GMGR8-2	219,1 x 60,3	3,47	135	406	
GMGR8-2½	GMGG8-2½	219,1 x 76,1	3,93	130	593	
GMGR8-3	GMGG8-3	219,1 x 88,9	4,13	108	502	
GMGR8-4*	GMGG8-4*	219,1 x 114,3	5,30	150	795	
GMGR10-2	GMGG10-2	273,0 x 60,3	4,77	96	458	

\* ONLY AVAILABLE IN CONTAINER

The following sizes are also available on request, in container: 73mm / 141,3mm / 165,1mm.



# GROOVED PRODUCTS

## MECHANICAL TEE THREADED BSPT OUTLET



Image	Reference		General data		Full box	
	Red	Galva	Size mm	Weight/pc kg	Pcs	Weight kg
	GMDR2-1¼	GMDG2-1¼	60,3 x 42,4	0,86	768	645
	GMDR2-1½	GMDG2-1½	60,3 x 48,3	0,95	672	625
	GMDR2½-1¼	GMDG2½-1¼	76,1 x 42,4	0,96	765	704
	GMDR2½-1½	GMDG2½-1½	76,1 x 48,3	0,99	680	660
	GMDR2½-2*	GMDG2½-2*	76,1 x 60,3	1,20	680	816
	GMDR3-½*	GMDG3-½*	88,9 x 21,3	0,88	750	660
	GMDR3-¾*	GMDG3-¾*	88,9 x 26,9	0,88	675	594
	GMDR3-1	GMDG3-1	88,9 x 33,7	0,99	750	773
	GMDR3-1¼	GMDG3-1¼	88,9 x 42,4	1,04	672	712
	GMDR3-1½	GMDG3-1½	88,9 x 48,3	1,10	672	759
	GMDR3-2	GMDG3-2	88,9 x 60,3	1,23	540	664
	GMDR3-2½*	GMDG3-2½*	88,9 x 76,1	1,90	540	1026
	GMDR4-½*	GMDG4-½*	114,3 x 21,3	1,44	540	779
	GMDR4-¾*	GMDG4-¾*	114,3 x 26,9	1,44	540	779
	GMDR4-1	GMDG4-1	114,3 x 33,7	1,22	540	664
	GMDR4-1¼	GMDG4-1¼	114,3 x 42,4	1,24	540	686
	GMDR4-1½	GMDG4-1½	114,3 x 48,3	1,31	480	624
	GMDR4-2	GMDG4-2	114,3 x 60,3	1,40	420	575
	GMDR4-2½	GMDG4-2½	114,3 x 76,1	1,96	300	600
	GMDR4-3*	GMDG4-3*	114,3 x 88,9	1,98	200	396
	GMDR5-1	GMDG5-1	139,7 x 33,7	1,61	364	619
	GMDR5-1¼	GMDG5-1¼	139,7 x 42,4	1,60	396	693
GMDR5-1½	GMDG5-1½	139,7 x 48,3	1,70	396	701	
GMDR5-2	GMDG5-2	139,7 x 60,3	1,82	250	463	
GMDR5-2½*	GMDG5-2½*	139,7 x 76,1	2,60	250	650	
GMDR5-3*	GMDG5-3*	139,7 x 88,9	2,48	352	873	
GMDR6-1	GMDG6-1	168,3 x 33,7	2,16	300	648	
GMDR6-1¼	GMDG6-1¼	168,3 x 42,4	2,36	300	720	
GMDR6-1½	GMDG6-1½	168,3 x 48,3	2,36	240	581	
GMDR6-2	GMDG6-2	168,3 x 60,3	2,43	252	630	
GMDR6-2½	GMDG6-2½	168,3 x 76,1	2,34	200	604	
GMDR6-3*	GMDG6-3*	168,3 x 88,9	3,02	180	544	
GMDR6-4*	GMDG6-4*	168,3 x 114,3	4,70	180	846	
GMDR8-1	GMDG8-1	219,1 x 33,7	3,05	130	397	
GMDR8-1¼*	GMDG8-1¼*	219,1 x 42,4	3,10	150	465	
GMDR8-1½*	GMDG8-1½*	219,1 x 48,3	3,18	150	477	
GMDR8-2	GMDG8-2	219,1 x 60,3	3,25	135	439	
GMDR8-2½*	GMDG8-2½*	219,1 x 76,1	3,75	150	563	
GMDR8-3*	GMDG8-3*	219,1 x 88,9	4,16	150	624	
GMDR8-4*	GMDG8-4*	219,1 x 114,3	6,10	135	824	

\* ONLY AVAILABLE IN CONTAINER

The following sizes are also available on request, in container: 73mm / 165,1mm.

# GROOVED PRODUCTS

## GROOVED ELBOW 11,25°



Image	Reference		General data		Full box	
	Red	Galva	Size mm	Weight/pc kg	Pcs	Weight kg
	GB11R1¼	GB11G1¼	42,4	0,26	1728	449
	GB11R1½	GB11G1½	48,3	0,28	1728	484
	GB11R2	GB11G2	60,3	0,42	1600	640
	GB11R2½	GB11G2½	76,1	0,71	1040	749
	GB11R3	GB11G3	88,9	0,72	624	468
	GB11R4	GB11G4	114,3	1,24	330	413
	GB11R5	GB11G5	139,7	1,72	126	229
	GB11R6	GB11G6	168,3	2,68	126	338
	GB11R8	GB11G8	219,1	3,88	74	259
	GB11R10	GB11G10	273,0	5,20	40	208
	GB11R12	GB11G12	323,9	7,82	28	219

The following sizes are also available on request, in container:  
73mm / 108mm / 133mm / 141,3mm / 159mm / 165,1mm.

## GROOVED ELBOW 22,50°



Image	Reference		General data		Full box	
	Red	Galva	Size mm	Weight/pc kg	Pcs	Weight kg
	GB22R1¼	GB22G1¼				
	GB22R1½	GB22G1½	48,3	0,26	1728	449
	GB22R2	GB22G2	60,3	0,50	1080	540
	GB22R2½	GB22G2½	76,1	0,91	728	662
	GB22R3	GB22G3	88,9	1,10	448	493
	GB22R4	GB22G4	114,3	1,65	220	363
	GB22R5	GB22G5	139,7	2,60	140	364
	GB22R6	GB22G6	168,3	3,72	72	268
	GB22R8	GB22G8	219,1	5,60	35	196
	GB22R10	GB22G10	273,0	7,70	20	154
	GB22R12	GB22G12	323,9	20,65	12	248

The following sizes are also available on request, in container:  
73mm / 108mm / 133mm / 159mm / 165,1mm.

# GROOVED PRODUCTS

## GROOVED ELBOW 45°



Image	Reference			General data		Full box		Cardboard box
	Red	Galva	Galva+Red	Size mm	Weight/pc kg	Pcs	Weight kg	Pcs/box
	GB45R1	GB45G1	GB45GR1	33,7	0,22	2.640	581	110
	GB45R1¼	GB45G1¼	GB45GR1¼	42,4	0,30	2.464	739	
	GB45R1½	GB45G1½	GB45GR1½	48,3	0,34	1.728	588	
	GB45R2	GB45G2	GB45GR2	60,3	0,56	1.000	560	
	GB45R2½	GB45G2½	GB45GR2½	76,1	0,96	624	599	
	GB45R3	GB45G3	GB45GR3	88,9	1,15	380	437	
	GB45R4	GB45G4	GB45GR4	114,3	1,81	210	342	
	GB45R5	GB45G5	GB45GR5	139,7	2,70	120	324	
	GB45R6	GB45G6	GB45GR6	168,3	3,83	72	248	
	GB45R8	GB45G8	GB45GR8	219,1	6,46	24	155	
	GB45R10	GB45G10	GB45GR10	273,0	12,38	20	198	
	GB45R12	GB45G12	GB45GR12	323,9	14,65	12	176	
	GB45R14*	GB45G14*		355,6	25,50	9	230	

\* ONLY AVAILABLE IN CONTAINER

The following sizes are also available on request, in container: 73mm / 108mm / 133mm / 159mm / 165,1mm.

## GROOVED ELBOW 90°



Image	Reference				General data		Full box		Cardboard box
	Red	Galva	White	Galva+Red	Size mm	Weight/pc kg	Pcs	Weight kg	Pcs/box
	GB90R1	GB90G1	GB90W1	GB90GR1	33,7	0,29	2.400	696	100
	GB90R1¼	GB90G1¼	GB90W1¼	GB90GR1¼	42,4	0,42	1.536	645	
	GB90R1½	GB90G1½	GB90W1½	GB90GR1½	48,3	0,48	1.344	645	
	GB90R2	GB90G2	GB90W2	GB90GR2	60,3	0,60	800	482	
	GB90R2½	GB90G2½	GB90W2½	GB90GR2½	76,1	0,85	504	428	
	GB90R3	GB90G3	GB90W3	GB90GR3	88,9	1,13	318	359	
	GB90R4	GB90G4	GB90W4	GB90GR4	114,3	1,85	160	296	
	GB90R5	GB90G5	GB90W5	GB90GR5	139,7	3,01	88	278	
	GB90R6	GB90G6	GB90W6	GB90GR6	168,3	4,75	50	238	
	GB90R8	GB90G8	GB90W8	GB90GR8	219,1	8,18	22	180	
	GB90R10	GB90G10	GB90W10	GB90GR10	273,0	13,37	12	161	
	GB90R12	GB90G12	GB90W12	GB90GR12	323,9	16,87	9	141	
	GB90R14*	GB90G14*	GB90W14*		356,0	33,15	6	199	
GB90R16*	GB90G16*	GB90W16*		406,4	47,00	4	188		

\* ONLY AVAILABLE IN CONTAINER

The following sizes are also available on request, in container: 73mm / 108mm / 133mm / 159mm / 165,1mm.

# GROOVED PRODUCTS

## GROOVED REDUCING ELBOW 90°



Image	Reference		General data		Full box	
	Red	Galva	Size mm	Weight/pc kg	Pcs	Weight kg
	GBD90R1¼-½	GBD90G1¼-½	42,4	0,35	1536	538
	GBD90R1¼-¾	GBD90G1¼-¾	42,4	0,40	1536	614
	GBD90R1¼-1	GBD90G1¼-1	42,4	0,40	1536	614
	GBD90R1½-½	GBD90G1½-½	48,3	0,40	1344	538
	GBD90R1½-¾	GBD90G1½-¾	48,3	0,42	1344	564
	GBD90R1½-1	GBD90G1½-1	48,3	0,48	1344	645
	GBD90R2-½	GBD90G2-½	60,3	0,38	800	304
	GBD90R2-¾	GBD90G2-¾	60,3	0,41	800	328
	GBD90R2-1	GBD90G2-1	60,3	0,60	800	480

The following sizes are also available on request, in container: 73mm / 76,1 / 88,9 mm.

## DRAIN ELBOW 90°



Image	Reference		General data		Full box	
	Red	Galva	Size mm	Weight/pc kg	Pcs	Weight kg
	2601R2-1	2601G2-1	60,3	0,87	576	501
	2601R2½-1	2601G2½-1	76,1	1,24	424	526
	2601R3-1	2601G3-1	88,9	1,94	243	471
	2601R4-1	2601G4-1	114,3	2,45	115	282
	2601R6-1	2601G6-1	165,1	6,55	46	301

The following sizes are also available on request, in container: 73mm / 141,3 mm.

# GROOVED PRODUCTS

## GROOVED EQUAL TEE



Image	Reference			General data		Full box		Cardboard box
	Red	Galva	Galva+Red	Size mm	Weight/pc kg	Pcs	Weight kg	Pcs/box
	GTR1	GTG1	GTGR1	33,7	0,40	1560	655	65
	GTR1¼	GTG1¼	GTGR1¼	42,4	0,60	1092	655	
	GTR1½	GTG1½	GTGR1½	48,3	0,71	768	576	
	GTR2	GTG2	GTGR2	60,3	0,92	600	612	
	GTR2½	GTG2½	GTGR2½	76,1	1,45	350	462	
	GTR3	GTG3	GTGR3	88,9	1,82	192	328	
	GTR4	GTG4	GTGR4	114,3	2,57	110	273	
	GTR5	GTG5	GTGR5	139,7	4,63	64	304	
	GTR6	GTG6	GTGR6	168,3	6,40	44	279	
	GTR8	GTG8	GTGR8	219,1	12,35	18	194	
	GTR10	GTG10	GTGR10	273,0	17,40	8	135	
	GTR12	GTG12	GTGR12	323,9	23,50	5	126	
	GTR14*	GTG14*		356,0	49,30	5	247	
GTR16*	GTG16*		406,4	59,60	3	179		

\* ONLY AVAILABLE IN CONTAINER

The following sizes are also available on request, in container: 73mm / 108mm / 133mm / 159mm / 165,1mm.

## GROOVED EQUAL CROSS



Image	Reference		General data		Full box	
	Red	Galva	Size mm	Weight/pc kg	Pcs	Weight kg
	GCR2	GCG2	60,3	1,20	300	360
	GCR2½	GCG2½	76,1	1,90	231	439
	GCR3	GCG3	88,9	2,00	144	288
	GCR4	GCG4	114,3	3,55	96	341
	GCR5	GCG5	139,7	5,20	48	250
	GCR6	GCG6	168,3	7,75	22	171
	GCR8	GCG8	219,1	13,15	10	132
	GCR10	GCG10	273,0	21,20	6	127
	GCR12	GCG12	323,9	32,50	4	130
	GCR14*	GCG14*	356,0	112,00	3	336
GCR16*	GCG16*	406,4	142,80	2	286	

\* ONLY AVAILABLE IN CONTAINER

The following sizes are also available on request, in container:  
73mm / 108mm / 133mm / 159mm / 165,1mm.

# GROOVED PRODUCTS

## GROOVED CONCENTRIC REDUCER



Image	Reference		General data		Full box	
	Red	Galva	Size mm	Weight/pc kg	Pcs	Weight kg
	GRCR1¼-1*	GRCG1¼-1*	42,4 - 33,7	0,32	1728	588
	GRCR1½-1*	GRCG1½-1*	48,3 - 33,7	0,35	1728	605
	GRCR1½-1¼	GRCG1½-1¼	48,3 - 42,4	0,42	1728	708
	GRCR2-1	GRCG2-1	60,3 - 33,7	0,40	1260	504
	GRCR2-1¼	GRCG2-1¼	60,3 - 42,4	0,38	1260	542
	GRCR2-1½	GRCG2-1½	60,3 - 48,3	0,42	1260	542
	GRCR2½-1*	GRCG2½-1*	76,1 - 33,7	0,50	1260	630
	GRCR2½-1¼*	GRCG2½-1¼*	76,1 - 42,4	0,50	1731	866
	GRCR2½-1½	GRCG2½-1½	76,1 - 48,3	0,50	1731	866
	GRCR2½-2	GRCG2½-2	76,1 - 60,3	0,53	1260	693
	GRCR3-1¼*	GRCG3-1¼*	88,9 - 42,4	0,54	756	454
	GRCR3-1½	GRCG3-1½	88,9 - 48,3	0,54	756	469
	GRCR3-2	GRCG3-2	88,9 - 60,3	0,64	1053	674
	GRCR3-2½	GRCG3-2½	88,9 - 76,1	0,69	846	609
	GRCR4-1¼*	GRCG4-1¼*	114,3 - 42,4	0,88	616	554
	GRCR4-1½*	GRCG4-1½*	114,3 - 48,3	0,88	616	554
	GRCR4-2	GRCG4-2	114,3 - 60,3	1,08	616	659
	GRCR4-2½	GRCG4-2½	114,3 - 76,1	0,96	490	510
	GRCR4-3	GRCG4-3	114,3 - 88,9	1,10	490	578
	GRCR5-2	GRCG5-2	139,7 - 60,3	1,44	378	548
	GRCR5-2½	GRCG5-2½	139,7 - 76,1	1,55	378	605
	GRCR5-3	GRCG5-3	139,7 - 88,9	1,56	471	801
	GRCR5-4	GRCG5-4	139,7 - 114,3	1,71	280	476
	GRCR6-2	GRCG6-2	168,3 - 60,3	2,50	254	445
	GRCR6-2½*	GRCG6-2½*	168,3 - 76,1	2,00	254	445
	GRCR6-3	GRCG6-3	168,3 - 88,9	1,90	293	615
	GRCR6-4	GRCG6-4	168,3 - 114,3	2,05	293	689
	GRCR6-5	GRCG6-5	168,3 - 139,7	2,48	254	610
	GRCR8-2½*	GRCG8-2½*	219,1 - 76,1	3,30	176	607
	GRCR8-3*	GRCG8-3*	219,1 - 88,9	3,38	176	595
	GRCR8-4	GRCG8-4	219,1 - 114,3	3,40	176	572
	GRCR8-5*	GRCG8-5	219,1 - 139,7	3,52	176	620
GRCR8-6	GRCG8-6	219,1 - 168,3	3,30	170	587	
GRCR10-4	GRCG10-4	273,0 - 114,3	6,60	56	316	
GRCR10-5	GRCG10-5	273,0 - 139,7	6,40	56	358	
GRCR10-6	GRCG10-6	273,0 - 168,3	5,80	72	418	
GRCR10-8	GRCG10-8	273,0 - 219,1	5,85	66	386	
GRCR12-4	GRCG12-4	323,9 - 114,3	7,80	42	328	
GRCR12-5	GRCG12-5	323,9 - 139,7	9,00	42	378	
GRCR12-6	GRCG12-6	323,9 - 168,3	10,06	42	318	
GRCR12-8	GRCG12-8	323,9 - 219,1	9,30	42	351	
GRCR12-10	GRCG12-10	323,9 - 273,0	10,10	42	305	
GRCR14-12*	GRCG14-12*	356,0 - 323,9	10,08	30	302	
GRCR16-14*	GRCG16-14*	406,4 - 356,0	13,09	24	314	

\* ONLY AVAILABLE IN CONTAINER

The following sizes are also available on request, in container: 73mm / 108mm / 133mm / 159mm / 165,1mm.

# GROOVED PRODUCTS

## GROOVED ECCENTRIC REDUCER ONLY AVAILABLE IN CONTAINER



Image	Reference		General data		Full box	
	Red	Galva	Size mm	Weight/pc kg	Pcs	Weight kg
	GRER2½-1½	GREG2½-1½	76,1 - 48,3	0,43	1731	0,43
	GRER2½-2	GREG2½-2	76,1 - 60,3	0,70	1260	0,70
	GRER3-1½	GREG3-1½	88,9 - 48,3	0,56	756	0,56
	GRER3-2	GREG3-2	88,9 - 60,3	0,58	1053	0,58
	GRER3-2½	GREG3-2½	88,9 - 76,1	0,57	846	0,57
	GRER4-2	GREG4-2	114,3 - 60,3	1,01	616	1,01
	GRER4-2½	GREG4-2½	114,3 - 76,1	0,96	490	0,96
	GRER4-3	GREG4-3	114,3 - 88,9	0,82	490	0,82
	GRER5-2	GREG5-2	139,7 - 60,3	1,11	378	1,11
	GRER5-2½	GREG5-2½	139,7 - 76,1	1,04	378	1,04
	GRER5-3	GREG5-3	139,7 - 88,9	1,07	471	1,07
	GRER5-4	GREG5-4	139,7 - 114,3	1,10	280	1,10
	GRER165-60	GREG165-60	165,1 - 60,3	1,44	254	1,44
	GRER165-76	GREG165-76	165,1 - 76,1	1,96	254	1,96
	GRER165-89	GREG165-89	165,1 - 88,9	1,35	293	1,35
	GRER165-114	GREG165-114	165,1 - 114,3	1,42	286	1,42
	GRER165-140	GREG165-140	165,1 - 139,7	1,43	293	1,43
	GRER6-2	GREG6-2	168,3 - 60,3	1,41	254	1,41
	GRER6-2½	GREG6-2½	168,3 - 76,1	1,52	254	1,52
	GRER6-3	GREG6-3	168,3 - 88,9	1,86	293	1,86
GRER6-4	GREG6-4	168,3 - 114,3	1,96	293	1,96	
GRER6-5	GREG6-5	168,3 - 139,7	1,71	254	1,71	
GRER8-4	GREG8-4	219,1 - 114,3	2,41	176	2,41	
GRER219-165	GREG219-165	219,1 - 165,1	2,85	176	2,85	
GRER8-6	GREG8-6	219,1 - 168,3	2,14	170	2,14	
GRER10-165	GREG10-165	273,0 - 165,1	4,42	72	4,42	
GRER10-6	GREG10-6	273,0 - 168,3	4,18	72	4,18	
GRER10-8	GREG10-8	273,0 - 219,1	4,15	66	4,15	
GRER12-6	GREG12-6	323,9 - 168,3	5,58	42	5,58	
GRER12-8	GREG12-8	323,9 - 219,1	6,09	42	6,09	
GRER12-10	GREG12-10	323,9 - 273,0	5,51	42	5,51	

The following sizes are also available on request, in container: 73mm / 108mm / 133mm / 159mm.

# GROOVED PRODUCTS



## THREADED CONCENTRIC REDUCER ONLY AVAILABLE IN CONTAINER



Image	Reference		General data		Full box	
	Red	Galva	Size mm	Weight/pc kg	Pcs	Weight kg
	GRCDR1¼-1	GRCDG1¼-1	42,4 - 33,7	0,43	1728	743
	GRCDR1½-1	GRCDG1½-1	48,3 - 33,7	0,43	1728	743
	GRCDR1½-1¼	GRCDG1½-1¼	48,3 - 42,4	0,43	1728	743
	GRCDR2-1	GRCDG2-1	60,3 - 33,7	0,45	1120	504
	GRCDR2-1¼	GRCDG2-1¼	60,3 - 42,4	0,45	1120	504
	GRCDR2-1½	GRCDG2-1½	60,3 - 48,3	0,55	1120	616
	GRCDR2½-1	GRCDG2½-1	76,1 - 33,7	0,55	1731	952
	GRCDR2½-1¼	GRCDG2½-1¼	76,1 - 42,4	0,55	1120	616
	GRCDR2½-1½	GRCDG2½-1½	76,1 - 48,3	0,58	1120	650
	GRCDR2½-2	GRCDG2½-2	76,1 - 60,3	0,78	1120	874
	GRCDR3-1	GRCDG3-1	88,9 - 33,7	0,65	1053	684
	GRCDR3-1¼	GRCDG3-1¼	88,9 - 42,4	0,68	1053	716
	GRCDR3-1½	GRCDG3-1½	88,9 - 48,3	0,63	1053	663
	GRCDR3-2	GRCDG3-2	88,9 - 60,3	0,74	792	634
	GRCDR3-2½	GRCDG3-2½	88,9 - 76,1	0,96	756	726
	GRCDR4-1	GRCDG4-1	114,3 - 33,7	0,98	616	554
	GRCDR4-1¼	GRCDG4-1¼	114,3 - 42,4	1,06	616	554
	GRCDR4-1½	GRCDG4-1½	114,3 - 48,3	0,90	616	554
	GRCDR4-2	GRCDG4-2	114,3 - 60,3	1,08	616	665
	GRCDR4-2½	GRCDG4-2½	114,3 - 76,1	1,26	490	539
	GRCDR4-3	GRCDG4-3	114,3 - 88,9	1,24	490	608
	GRCDR5-1	GRCDG5-1	139,7 - 33,7	1,48	378	559
	GRCDR5-1¼	GRCDG5-1¼	139,7 - 42,4	1,45	378	548
	GRCDR5-1½	GRCDG5-1½	139,7 - 48,3	1,45	378	548
	GRCDR5-2	GRCDG5-2	139,7 - 60,3	1,55	378	586
	GRCDR5-2½	GRCDG5-2½	139,7 - 76,1	1,62	378	612
	GRCDR5-3	GRCDG5-3	139,7 - 88,9	1,62	378	612
	GRCDR5-4	GRCDG5-4	139,7 - 114,3	2,25	378	851
	GRCDR6-1	GRCDG6-1	168,3 - 33,7	1,80	353	635
	GRCDR6-1¼	GRCDG6-1¼	168,3 - 42,4	2,00	353	706
	GRCDR6-1½	GRCDG6-1½	168,3 - 48,3	2,00	353	706
	GRCDR6-2	GRCDG6-2	168,3 - 60,3	2,20	353	777
	GRCDR6-2½	GRCDG6-2½	168,3 - 76,1	2,15	353	759
	GRCDR6-3	GRCDG6-3	168,3 - 88,9	2,10	353	741
	GRCDR6-4	GRCDG6-4	168,3 - 114,3	2,20	353	777
	GRCDR8-1	GRCDG8-1	219,1 - 33,7	3,18	170	541
	GRCDR8-1¼	GRCDG8-1¼	219,1 - 42,4	3,15	170	536
	GRCDR8-1½	GRCDG8-1½	219,1 - 48,3	3,15	170	536
	GRCDR8-2	GRCDG8-2	219,1 - 60,3	3,26	170	554
	GRCDR8-2½	GRCDG8-2½	219,1 - 76,1	3,50	170	595
	GRCDR8-3	GRCDG8-3	219,1 - 88,9	3,35	170	570
	GRCDR8-4	GRCDG8-4	219,1 - 114,3	3,85	170	655

The following sizes are also available on request, in container: 73mm / 108mm / 133mm / 159mm / 165,1mm.



# GROOVED PRODUCTS

## GROOVED REDUCING TEE



Image	Reference		General data		Full box	
	Red	Galva	Size mm	Weight/pc kg	Pcs	Weight kg
	GRTR2-1*	GRTG2-1*	60,3x33,7	0,80	600	480
	GRTR2-1¼*	GRTG2-1¼*	60,3x42,4	0,95	600	570
	GRTR2-1½*	GRTG2-1½*	60,3x48,3	0,95	600	570
	GRTR2½-1¼*	GRTG2½-1¼*	76,1x42,4	1,25	350	438
	GRTR2½-1½*	GRTG2½-1½*	76,1x48,3	1,35	350	473
	GRTR2½-2	GRTG2½-2	76,1x60,3	1,43	350	501
	GRTR3-1¼*	GRTG3-1¼*	88,9x42,4	1,65	192	317
	GRTR3-1½*	GRTG3-1½*	88,9x48,3	1,65	192	317
	GRTR3-2*	GRTG3-2*	88,9x60,3	1,62	192	311
	GRTR3-2½	GRTG3-2½	88,9x76,1	1,85	192	466
	GRTR4-2*	GRTG4-2*	114,3x60,3	2,20	110	275
	GRTR4-2½	GRTG4-2½	114,3x76,1	2,65	110	292
	GRTR4-3	GRTG4-3	114,3x88,9	2,60	110	286
	GRTR5-2*	GRTG5-2*	139,7x60,3	4,56	64	292
	GRTR5-2½*	GRTG5-2½*	139,7x76,1	3,70	64	292
	GRTR5-3	GRTG5-3	139,7x88,9	4,60	64	237
	GRTR5-4	GRTG5-4	139,7x114,3	4,50	64	294
	GRTR6-2*	GRTG6-2*	168,3x60,3	5,75	44	253
	GRTR6-2½*	GRTG6-2½*	168,3x76,1	6,20	44	273
	GRTR6-3	GRTG6-3	168,3x88,9	6,45	44	284
GRTR6-4	GRTG6-4	168,3x114,3	6,15	44	271	
GRTR6-5*	GRTG6-5*	168,3x139,7	6,50	44	286	
GRTR8-2½*	GRTG8-2½*	219,1x76,1	10,80	18	195	
GRTR8-3	GRTG8-3	219,1x88,9	10,10	18	198	
GRTR8-4	GRTG8-4	219,1x114,3	12,00	18	216	
GRTR8-5*	GRTG8-5*	219,1x139,7	12,50	18	225	
GRTR8-6	GRTG8-6	219,1x168,3	11,55	18	214	
GRTR10-4*	GRTG10-4*	273,0x114,3	15,55	8	127	
GRTR10-6*	GRTG10-6*	273,0x168,3	15,50	8	124	
GRTR10-8*	GRTG10-8*	273,0x219,1	18,50	8	148	
GRTR12-4*	GRTG12-4*	323,9x114,3	22,00	5	110	
GRTR12-6*	GRTG12-6*	323,9x168,3	22,26	5	111	
GRTR12-8*	GRTG12-8*	323,9x219,1	22,55	5	113	
GRTR12-10*	GRTG12-10*	323,9x273,0	22,50	5	113	

\* ONLY AVAILABLE IN CONTAINER

The following sizes are also available on request, in container: 73mm / 108mm / 133mm / 159mm / 165,1mm.

# GROOVED PRODUCTS



## THREADED REDUCING TEE ONLY AVAILABLE IN CONTAINER



Image	Reference		General data		Full box	
	Red	Galva	Size mm	Weight/pc kg	Pcs	Weight kg
	GRTDR2-1	GRTDG2-1	60,3 - 33,7	0,93	600	558
	GRTDR2-1¼	GRTDG2-11/4	60,3 - 42,4	0,96	600	576
	GRTDR2-1½	GRTDG2-1½	60,3 - 48,3	0,95	600	570
	GRTDR2½-1	GRTDG21/2-1	76,1 - 33,7	1,25	350	438
	GRTDR2½-1¼	GRTDG2½-1¼	76,1 - 42,4	1,35	350	473
	GRTDR2½-1½	GRTDG2½-1½	76,1 - 48,3	1,36	350	476
	GRTDR2½-2	GRTDG21/2-2	76,1 - 60,3	1,35	350	483
	GRTDR3-1	GRTDG3-1	88,9 - 33,7	1,72	192	330
	GRTDR3-1¼	GRTDG3-1¼	88,9 - 42,4	1,75	192	336
	GRTDR3-1½	GRTDG3-11/2	88,9 - 48,3	1,75	192	336
	GRTDR3-2	GRTDG3-2	88,9 - 60,3	1,70	192	361
	GRTDR3-2½	GRTDG3-2½	88,9 - 76,1	1,85	192	380
	GRTDR4-1	GRTDG4-1	114,3 - 33,7	2,20	110	242
GRTDR4-1¼	GRTDG4-11/4	114,3 - 42,4	2,30	110	253	
GRTDR4-1½	GRTDG4-1½	114,3 - 48,3	2,31	110	254	
GRTDR4-2	GRTDG4-2	114,3 - 60,3	2,08	110	229	
GRTDR4-2½	GRTDG4-2½	114,3 - 76,1	1,90	110	297	
GRTDR5-1¼	GRTDG5-1¼	139,7 - 42,4	4,50	64	288	
GRTDR5-1½	GRTDG5-11/2	139,7 - 48,3	4,50	64	288	
GRTDR5-2	GRTDG5-2	139,7 - 60,3	3,65	64	234	
GRTDR5-2½	GRTDG5-21/2	139,7 - 76,1	3,83	64	245	
GRTDR5-3	GRTDG5-3	139,7 - 88,9	3,86	64	247	
GRTDR6-1½	GRTDG6-1½	168,3 - 48,3	5,77	44	254	
GRTDR6-2	GRTDG6-2	168,3 - 60,3	4,85	44	213	
GRTDR6-2½	GRTDG6-21/2	168,3 - 76,1	10,00	44	264	
GRTDR6-3	GRTDG6-3	168,3 - 88,9	8,55	44	264	
GRTDR8-2	GRTDG8-2	219,1 - 60,3	10,68	8	85	
GRTDR8-2½	GRTDG8-2½	219,1 - 76,1	11,53	8	92	
GRTDR8-3	GRTDG8-3	219,1 - 88,9	9,90	8	79	
GRTDR8-4	GRTDG8-4	219,1 - 114,3	14,00	8	112	

The following sizes are also available on request, in container: 73mm / 108mm / 133mm / 159mm / 165,1mm.

# GROOVED PRODUCTS

## GROOVED END CAP



Image	Reference		General data		Full box		Cardboard box
	Red	Galva	Size mm	Weight/pc kg	Pcs	Weight kg	Pcs/box
	GER1	GEG1	33,7	0,10	10000	1000	250
	GER1¼	GEG1¼	42,4	0,14	6600	858	165
	GER1½	GEG1½	48,3	0,17	4400	704	110
	GER2	GEG2	60,3	0,24	3200	800	80
	GER2½	GEG2½	76,1	0,36	1800	648	45
	GER3	GEG3	88,9	0,43	1800	756	
	GER4	GEG4	114,3	0,67	1080	756	
	GER5	GEG5	139,7	1,13	640	749	
	GER6	GEG6	168,3	1,50	532	825	
	GER8	GEG8	219,1	2,94	285	855	
	GER10	GEG10	273,0	5,80	136	809	
	GER12	GEG12	323,9	6,00	108	648	

The following sizes are also available on request, in container: 73mm / 108mm / 133mm / 159mm / 165,1mm.

## GROOVED END CAP WITH ECCENTRIC HOLE, THREADED BSPT OUTLET



Image	Reference		General data		Full box		Cardboard box
	Red	Galva	Size mm	Weight/pc kg	Pcs	Weight kg	Pcs/box
	GER1½-1*	GEG1½-1*	48,3 - 31,0	0,22	4400	704	110
	GER2-1	GEG2-1	60,3 - 33,7	0,29	3200	992	80
	GER2-1¼*	GEG2-1¼*	60,3 - 42,4	0,33	1920	634	80
	GER2-1½	GEG2-1½	60,3 - 48,3	0,18	3200	640	80
	GER2½-1	GEG2½-1	76,1 - 33,7	0,40	1800	684	45
	GER2½-1¼	GEG2½-1¼	76,1 - 42,4	0,40	1800	720	45
	GER2½-1½	GEG2½-1½	76,1 - 48,3	0,39	1800	720	45
	GER2½-2	GEG2½-2	76,1 - 60,3	0,28	1800	504	
	GER3-1	GEG3-1	88,9 - 33,7	0,56	1352	784	
	GER3-1¼	GEG3-1¼	88,9 - 42,4	0,56	1352	676	
	GER3-1½	GEG3-1½	88,9 - 48,3	0,51	1560	858	
	GER3-2	GEG3-2	88,9 - 60,3	0,52	1560	842	
	GER4-1	GEG4-1	114,3 - 33,7	0,85	900	765	
	GER4-1¼*	GEG4-1¼*	114,3 - 42,4	0,92	880	810	
	GER4-1½*	GEG4-1½*	114,3 - 48,3	0,92	880	810	
	GER4-2	GEG4-2	114,3 - 60,3	0,89	900	873	
	GER5-1½*	GEG5-1½*	139,7 - 48,3	1,24	600	744	
	GER5-2	GEG5-2	139,7 - 60,3	1,24	640	800	
	GER6-1	GEG6-1	165,1 - 33,7	1,90	448	851	
	GER6-2	GEG6-2	168,3 - 60,3	1,76	448	780	
GER8-2	GEG8-2	219,1 - 60,3	3,13	255	803		
GER10-1*	GEG10-1*	273,0 - 33,7	6,50	136	884		
GER10-2*	GEG10-2*	273,0 - 60,3	6,21	136	845		
GER12-1*	GEG12-1*	323,9 - 33,7	8,50	108	918		
GER12-2*	GEG12-2*	323,9 - 60,3	9,40	108	1015		

\* ONLY AVAILABLE IN CONTAINER

The following sizes are also available on request, in container: 73mm / 141,3mm.

# GROOVED PRODUCTS

## GROOVED ADAPTER FLANGE



Image	Reference		General data		Full box	
	Red	Galva	Size mm	Weight/pc kg	Pcs	Weight kg
	GAF16R2	GAF16G2	60,3	1,34	490	686
	GAF16R2½	GAF16G2½	76,1	1,69	324	535
	GAF16R3	GAF16G3	88,9	2,13	280	554
	GAF16R4	GAF16G4	114,3	2,47	216	540
	GAF16R5	GAF16G5	139,7	3,30	135	452
	GAF16R6	GAF16G6	168,3	4,48	108	486
	GAF16R8	GAF16G8	219,1	5,88	56	330
	GAF16R10	GAF16G10	273,0	10,35	35	362
	GAF16R12	GAF16G12	323,9	12,40	21	260
	GAF16R16*	GAF16G16*	406,4	28,90	7	202

\* ONLY AVAILABLE IN CONTAINER

The following sizes are also available on request, in container: 73mm / 108mm / 133mm / 159mm / 165,1mm.

## GROOVED SPLIT ADAPTER FLANGE



Image	Reference		General data		Full box	
	Red	Galva	Size mm	Weight/pc kg	Pcs	Weight kg
	GSF16R2	GSF16G2	60,3	1,64	480	787
	GSF16R2½	GSF16G2½	76,1	2,11	420	907
	GSF16R3	GSF16G3	88,9	2,54	324	816
	GSF16R4	GSF16G4	114,3	2,60	300	795
	GSF16R5*	GSF16G5*	139,7	2,87	153	494
	GSF16R6	GSF16G6	168,3	4,19	168	575
	GSF16R8	GSF16G8	219,1	5,61	114	684
	GSF16R10	GSF16G10	273,0	7,84	64	502

\* ONLY AVAILABLE IN CONTAINER



The following sizes are also available on request, in container: 73mm / 108mm / 133mm / 159mm / 165,1mm.

### Insertion steel ring for split flange, available from stock (on request):



- RING GSF 2 0,24kg
- RING GSF 2½ 0,36kg
- RING GSF 3 0,47kg
- RING GSF 4 0,61kg
- RING GSF 5 0,85kg
- RING GSF 6 1,13kg
- RING GSF 8 1,78kg
- RING GSF 10 2,46kg

# GROOVED PRODUCTS

## GROOVED THREADED ADAPTER, MALE THREAD BSPT


Image	Reference		General data		Full box	
	Black uncoated	Zinc electroplated	Size mm	Weight/pc kg	Pcs	Weight kg
	NGA1-BLACK	NGA1-GALVA	33,7	0,15	88	13,02
	NGA1¼-BLACK	NGA1¼-GALVA	42,4	0,27	56	15,65
	NGA1½-BLACK	NGA1½-GALVA	48,3	0,32	42	13,70
	NGA2-BLACK	NGA2-GALVA	60,3	0,37	25	18,85
	NGA2½-BLACK	NGA2½-GALVA	76,1	0,63	16	20,45
	NGA3-BLACK	NGA3-GALVA	88,9	0,82	12	18,95
	NGA4-BLACK	NGA4-GALVA	114,3	1,02	6	12,55

## GROOVED THREADED ADAPTER, FEMALE THREAD BSPT

Image	Reference		General data		Full box	
	Black uncoated	Zinc electroplated	Size mm	Weight/pc kg	Pcs	Weight kg
	SGA1-BLACK	SGA1-GALVA	33,7	0,26	72	18,85
	SGA1¼-BLACK	SGA1¼-GALVA	42,4	0,50	42	21,40
	SGA1½-BLACK	SGA1½-GALVA	48,3	0,57	35	20,30
	SGA2-BLACK	SGA2-GALVA	60,3	0,73	20	14,90
	SGA2½-BLACK	SGA2½-GALVA	76,1	1,08	12	13,40
	SGA3-BLACK	SGA3-GALVA	88,9	1,26	9	11,50
	SGA4-BLACK	SGA4-GALVA	114,3	1,62	6	19,75

# ACCESSORIES


## NBR RUBBER GASKET • FOR COUPLINGS

Image	Reference	General data			
		Packaging	Pieces/box	Packaging dimensions mm	Package weight kg
	NBR Gasket GK 1	Plastic bag	50	400 x 500	1,50
	NBR Gasket GK 1¼	Plastic bag	40	400 x 500	1,25
	NBR Gasket GK 1½	Plastic bag	45	400 x 500	1,41
	NBR Gasket GK 2	Plastic bag	45	400 x 500	1,35
	NBR Gasket GK 2½	Plastic bag	40	400 x 500	1,20
	NBR Gasket GK 3	Cardboard box	52	215 x 390 x 255	2,60
	NBR Gasket GK 4	Cardboard box	36	215 x 390 x 255	1,80
	NBR Gasket GK 5	Cardboard box	20	215 x 390 x 255	1,00
	NBR Gasket GK 6	Cardboard box	18	215 x 390 x 255	0,90
	NBR Gasket GK 8	Cardboard box	15	215 x 390 x 255	0,75
	NBR Gasket GK 10	Cardboard box	8	215 x 390 x 255	0,40
NBR Gasket GK 12	Cardboard box	5	215 x 390 x 255	0,25	


## NBR RUBBER GASKET • FOR OUTLETS

Image	Reference	General data			
		Packaging	Pieces/box	Packaging dimensions mm	Package weight kg
	NBR Gasket (2½-3)-1½	Plastic bag	50	400 x 500	3,00
	NBR Gasket (2-3)-1	Plastic bag	50	400 x 500	3,00
	NBR Gasket (3-8)-2	Plastic bag	50	400 x 500	3,50
	NBR Gasket (4-8)-1	Plastic bag	50	400 x 500	3,50
	NBR Gasket L922	Plastic bag	50	400 x 500	3,00

## LUBRICANT • SUPER GLIDEX -30


Image	Reference	General data		
		Packaging	Pieces/box	Box dimensions cm
	Super Glidex-30 175gr	Tube	12	16 x 20 x 26
	Super Glidex-30 1000gr	Pot	6	40,5 x 27,5 x 14,5

## LUBRICANT • PROLUBE XTREME


Image	Reference	General data		
		Packaging	Pieces/box	Box dimensions cm
	Prolube Xtreme 900gr	Pot	6	40,5 x 27,5 x 14,5

# ACCESSORIES

## LUBRICANT • SILICONE FREE


Image	Reference	General data		
	Silicone free lubricant 1000g	Packaging	Pieces/box	Box dimensions cm
		Pot	10	40 x 24 x 32

## GROOVE METER


Image	Reference	General data		
	Groove meter	Weight kg	Pieces/box	Box dimensions cm
		0,09	5	7,5 x 5 x 5

## GLOVES • SIZE 11

CE


Image	Reference	General data				
	Gloves size 11	Weight kg	Pairs/bag	Bags/box	Pairs/box	Box dimensions cm
		0,05	12	10	120	26 x 26 x 47

## CENTER PUNCH TOOL


Image	Reference	General data		
	CP tool	Weight kg	Pieces/box	Box dimensions cm
		0,28	1	17,5 x 11 x 6,5

## PRESSURE GAUGE









Image	Reference	General data		
	PG/0-25-1/4"-FM	Weight kg	Pieces/box	Box dimensions cm
		0,19	60	58 x 27 x 22

## COOL BOX • 24L

Image	Reference	General data		
	COOLBOX	Weight kg	Pieces/box	Box dimensions cm
		1,70	1	40 x 24 x 38

# ACCESSORIES

## UNION SIGHT GLASS ORIFICE • 110MM

Image	Reference	General data				Full outer carton	Full inner box
		Size orifice	Thread BSPT	Weight kg	Box dimensions cm	Pcs/ carton	Pcs/ small box
	KGU11	D. 11,2 mm	1"	0,60	120 x 90 x 80cm	 2160	12
	KGU13	D. 13 mm	1"	0,60	120 x 90 x 80cm	 2160	12
	KGU16	D. 16 mm	1"	0,60	120 x 90 x 80cm	 2160	12
	KGU20	D. 20 mm	1"	0,60	120 x 90 x 80cm	 2160	12
	KGU25	D. 25 mm	1"	0,60	120 x 90 x 80cm	 2160	12





**Piping Logistics bv**

Industrielaan 27  
9320 Erembodegem  
Belgium

T: +32 (0)53 64 51 00

info@pipinglogistics.eu  
www.pipinglogistics.eu

Follow us online:

